

Core Fixed Income

Portfolio Benchmark:
Barclays Capital U.S. Aggregate Bond Index
December 31, 2010



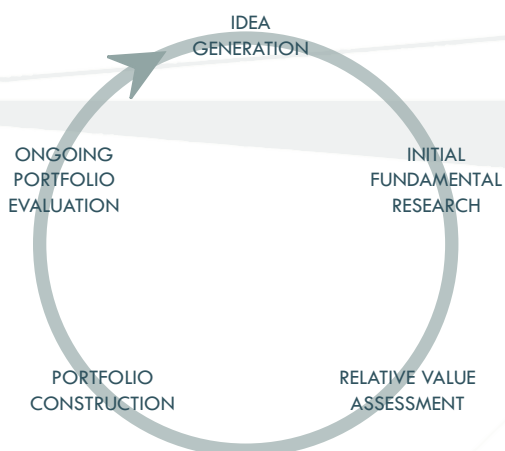
Philosophy

Winthrop Capital Management (WCM) believes that a disciplined portfolio structuring process combined with strict relative value measurement results in superior performance and a controlled level of risk. Through our research process, we analyze each security and value every part of the organization's capital structure. As a result, we often will uncover investment opportunities overlooked by other investors. We consistently seek to build portfolios which are invested in securities that have been thoroughly researched, and to structure the portfolio in a manner to minimize risk and achieve the desired return objective.

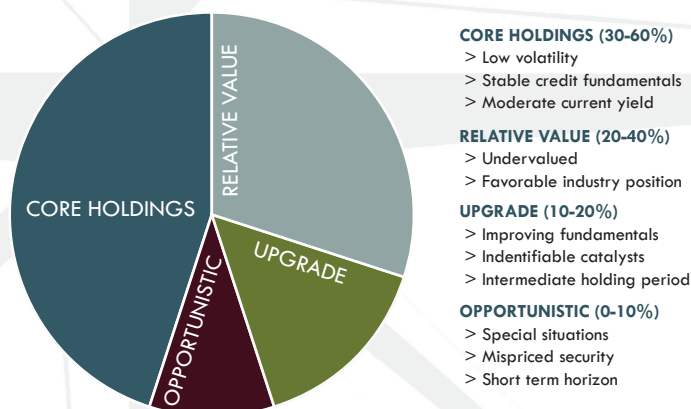
Strategy

The Core Fixed Income strategy seeks to outperform the Barclays Capital U.S. Aggregate Bond Index by focusing on investments in high quality securities, managing portfolio risk and maintaining a controlled duration discipline. In pursuing this strategy, WCM invests in all major investment grade sectors of the bond market including U.S. government securities, corporate bonds, municipal bonds, mortgage-backed securities and other structured securities. Individual security selection is based on our proprietary fundamental research.

Investment Process



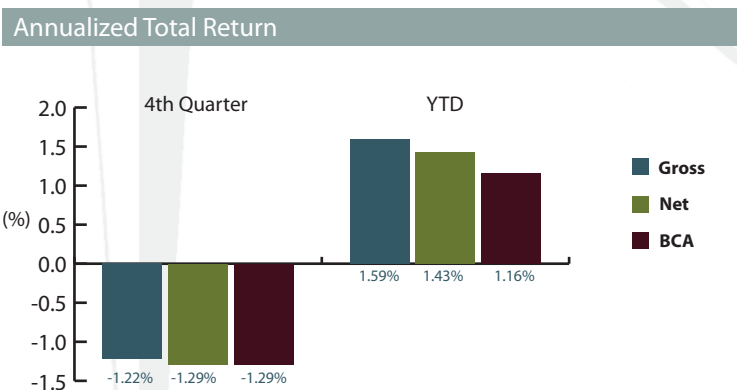
Portfolio Strategy



Portfolio Characteristics *

Ratio	Portfolio	BCA
Average Coupon	4.81%	4.24%
Average Current Yield	4.64%	4.02%
Average Quality	A+	AA
Yield to Worst	3.17%	2.97%
Modified Duration (Years)	4.35	4.98
Number of Holdings	131	7,999
Percent in Top Ten Holdings	29.09%	N/A

Investment Performance



*Top ten holdings are based on market value. Average Quality excludes ETFs and Common stocks. The information shown is not intended nor should it be construed to be a recommendation to buy or sell an individual security. This information is based on a representative account within the Core Fixed Income composite. Portfolio averages are calculated based on the actual security weights in the representative account. The representative account has been selected with the following criteria: 1) The account is in the Core Fixed Income composite, 2) Winthrop Capital Management represents that the holdings and performance of the account are representative of the Core Fixed Income strategy.

Core Fixed Income

Portfolio Benchmark:
Barclays Capital U.S. Aggregate Bond Index
December 31, 2010



Top Ten Holdings*

Company	Portfolio
United States Treasury, 2.375% due 2/28/2015	5.96%
United States Treasury, 3.00% due 2/28/2017	5.87%
United States Treasury, 3.625% due 2/15/2020	2.96%
Federal National Mtg Assoc, 5.50% due 11/1/2034	2.47%
Government National Mtg Assoc, 4.00% due 4/20/2040	2.39%
United States Treasury, 3.875% due 8/15/2040	2.23%
United States Treasury, 4.25% due 11/15/2040	2.01%
Federal Home Loan Mtg Corp, 4.186% due 8/25/2019	1.90%
Lincoln National Corp, 6.20% due 12/15/2011	1.67%
Boston Scientific, 4.25% due 1/12/2011	1.63%

Quality Distribution*

Rating	Portfolio	BCA
AAA	30.47%	77.74%
AA	2.32%	4.47%
A	15.50%	9.74%
BBB	17.80%	8.05%
BB	4.13%	0.00%
B	3.27%	0.00%
Cash	3.04%	0.00%
Not Rated	23.47%	0.00%

Sector Distribution*

Security Type	Portfolio	BCA
Treasuries	19.02%	33.75%
Government Related	15.61%	11.97%
Agency	0.00%	8.44%
Municipal	15.61%	1.23%
Soviergn	0.00%	1.11%
Supranational	0.00%	1.19%
Corporate	33.99%	18.78%
Industrial	18.09%	9.94%
Utility	0.00%	2.12%
Financials	15.90%	6.72%
Mortgage-Backed	25.13%	35.22%
Asset Backed	3.21%	0.27%
Cash & Equivalents	3.04%	0.00%
Total	100.00%	100.00%

Professional Team

Gregory J. Hahn, CFA

President & Chief Investment Officer

Greg is President and Chief Investment Officer for Winthrop Capital Management (WCM). Greg's primary responsibilities include setting capital market and economic strategy, leading the management of the Fixed Income portfolio, and securities research in the financial services and health care sectors. Prior to founding WCM, Greg held senior leadership positions with Oppenheimer Investment Management and Consec Capital Management. Through his career, Greg has extensive experience in portfolio management, securities research and trading. He earned a B.B.A. from the University of Wisconsin at Madison and an M.B.A. from the Kelly School of Business at Indiana University.

Elliott M. Holden

Research Analyst

Elliott's primary responsibilities include securities research and portfolio management for the fixed income portfolios. Elliott received his B.A. in Economics from Wabash College. He is a CFA candidate and will be taking level II in spring 2011.

Disclosure

Core Fixed Income Disclosure

Winthrop Capital Management, LLC (WCM) Core Fixed Income Composite consists of fully discretionary fixed income portfolios seeking to achieve a high level of income and long-term capital appreciation relative to the Barclays Capital U.S. Aggregate Bond Index. The composite is measured against the Barclays Capital U.S. Aggregate Bond Index (BCA). The minimum account size for inclusion in the composite is currently \$250,000.

Winthrop Capital Management, LLC is a registered investment advisor. The firm maintains a complete list and description of composites, which is available upon request.

Results are based on fully discretionary accounts under management, including those accounts no longer with the firm. Past performance is not indicative of future results.

The US Dollar is the currency used to express performance. Returns are presented gross and net of management fees and include the reinvestment of all income. Additional information regarding the policies for calculating and reporting returns is available upon request.

The management fee schedule for the Core Fixed Income portfolio is as follows: 0.50% on the first \$500,000; 0.45% on next \$2.0 million; 0.40% on next \$2.5 million; 0.35% on next \$5 million; negotiable over \$10 million. Each client's returns will be reduced by the advisory fee and any other expenses incurred in the management of the investment advisory account. Actual investment advisory fees incurred by clients may vary. The WCM Core Fixed Income Composite was created on June 30, 2010.

This performance information gives some indication of the risks of an investment in the WCM Core Fixed Income Composite. Performance calculations are time-weighted rates of return and are net of transaction costs and nonreclaimable withholding taxes, if any. The composite is size weighted and includes terminated accounts. The returns presented reflect the reinvestment of interest, dividends and other earnings. There is no guarantee that the portfolio manager will achieve similar results in the future. Please refer to the Winthrop Capital Management, LLC Form ADV Part II for a full disclosure of the fee schedule and other detailed information regarding the services offered. The returns presented have sustained significant gains and losses due to market volatility.

Index Information

The Barclays Capital U.S. Aggregate Bond Index (BCA) returns are provided to represent the investment environment existing during the time periods shown. The BCA represents securities that are SEC-registered, taxable and dollar denominated. The BCA index covers the U.S. investment grade fixed rate bond market, with index components for government and corporate securities, mortgage pass-through securities, and asset-backed securities. For comparison purposes, the index is fully invested, which includes the reinvestment of income. The returns for the index do not include any transaction costs, management fees or other costs. An index should only be compared with a mandate that has a similar investment objective. An index is not available for direct investment.